


Luminaire Photograph



Light Output Ratio:	37.8%	
Luminaire Power:	11.24 W	
SHR Nominal:	0.50	Calculated using the TM5
SHR Maximum:	0.60	fine grid method.

C Range: 0 - 360DEG
C Interval: 30.0DEG
Test Speed: HIGH
Temperature: 25.3 °C
Operators: zoe
Test Date: 2024-1-5

γ Range: 0 - 180DEG
γ Interval: 1.0DEG
Test System: EVERFINE GO-SPEX500_V1 SYSTEM V2.00.461
Humidity: 65.0%
Test Distance: 3.160m [K=1.0000]
Remarks: LAMP: BXRV-DR-1830G-100Z-A-23 Ra:90
LENS: PM-1103B 36R+DIFFUSER
DRIVER: PUP10A-1WMC-700 500mA
30minutes warm-up

LUMINOUS INTENSITY DISTRIBUTION DIAGRAM

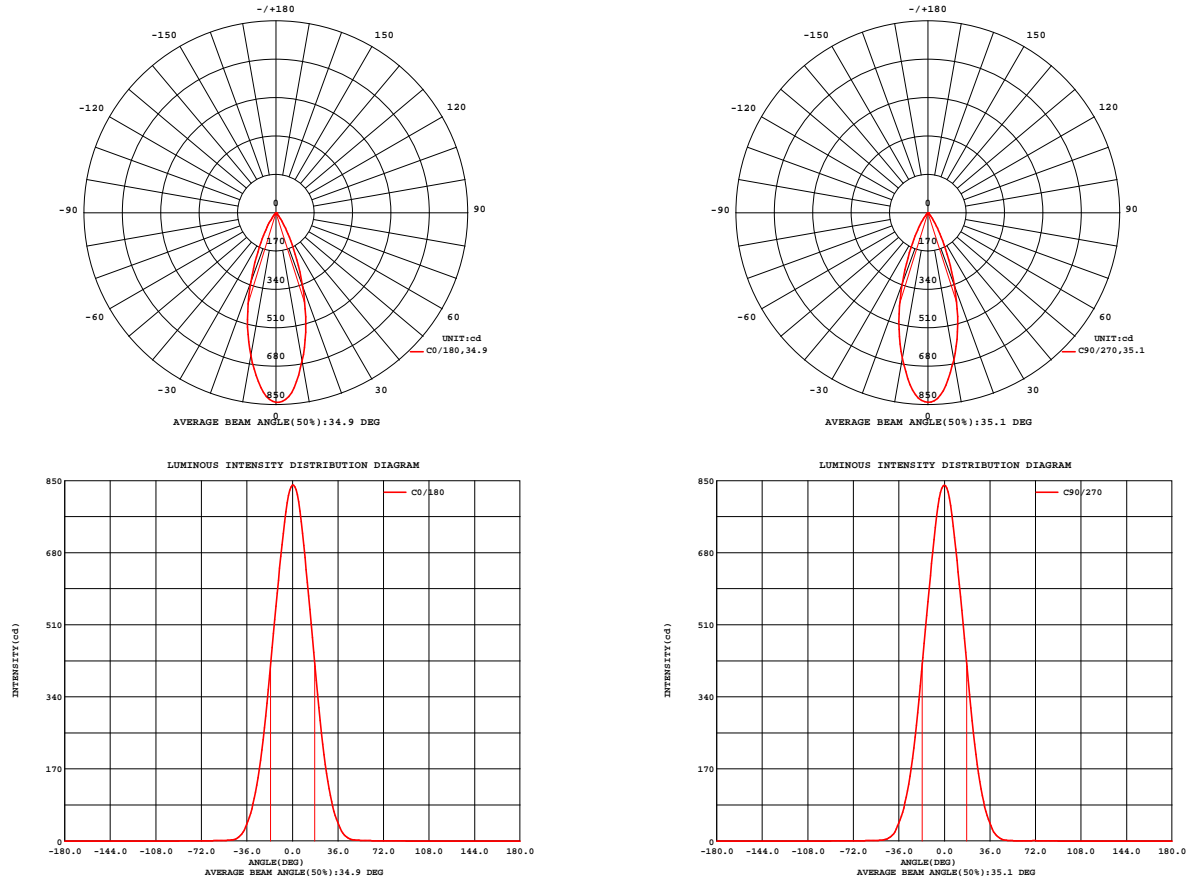


Fig. C0/C180

Fig. C90/C270

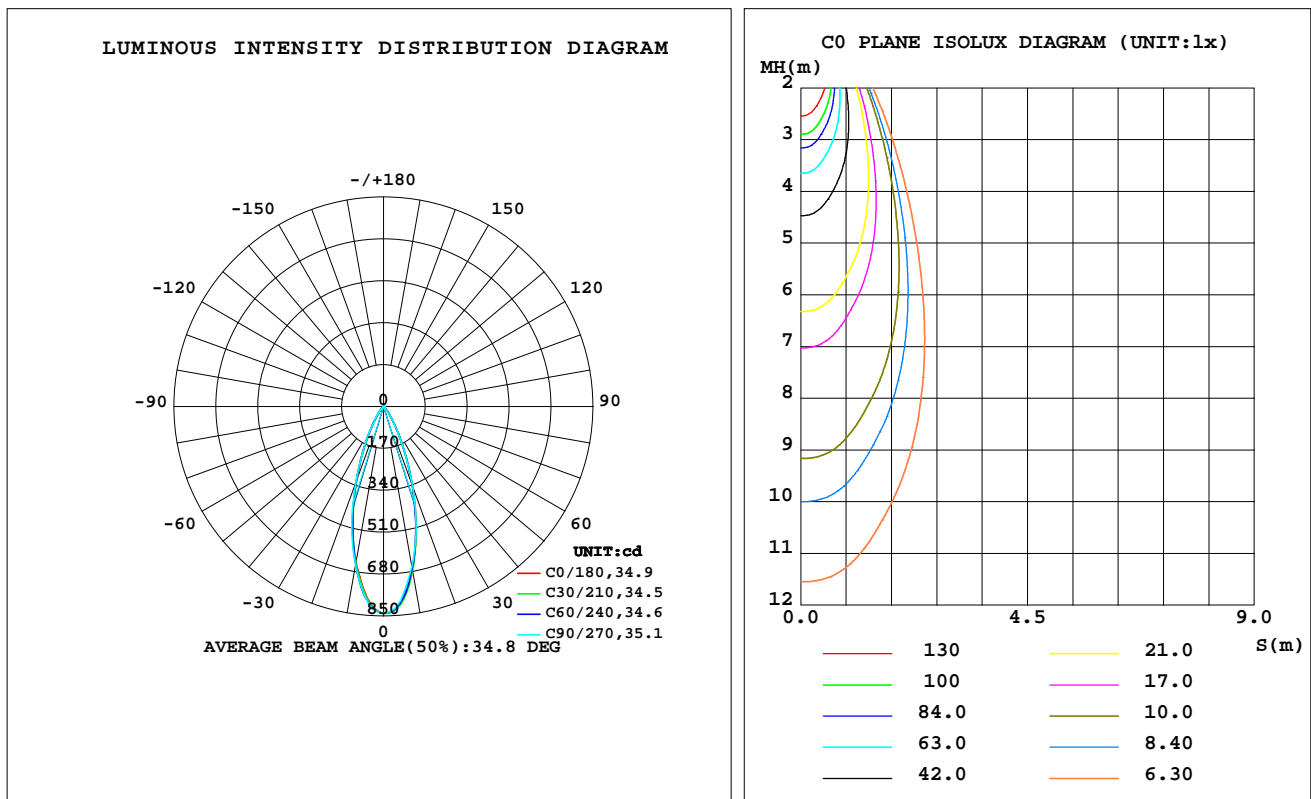
C Range: 0 - 360DEG
C Interval: 30.0DEG
Test Speed: HIGH
Temperature: 25.3 °C
Operators: zoe
Test Date: 2024-1-5

γ Range: 0 - 180DEG
 γ Interval: 1.0DEG
Test System: EVERFINE GO-SPEX500_V1 SYSTEM V2.00.461
Humidity: 65.0%
Test Distance: 3.160m [K=1.0000]
Remarks: LAMP: BXR-V-DR-1830G-100Z-A-23 Ra: 90
LENS: PM-1103B 36R+DIFFUSER
DRIVER: PUP10A-1WMC-700 500mA
30minutes warm-up

LUMINAIRE PHOTOMETRIC TEST REPORT

Test:U:120.19V I:0.0946A P:11.240W PF:0.9868 Freq:59.98Hz Lamp Flux:889.25x1 lm		
NAME: 2218.118-LEA-09B-DW	TYPE:	WEIGHT:
SPEC.: 3000K	DIM.:	SERIAL No.: 2401050015
MFR.: RISE	SUR.: 0.001681m2	Shielding Angle:

DATA OF LAMP		PHOTOMETRIC DATA Eff: 29.91 lm/W			
MODEL	Bridgelux	Imax(cd)	839.6	S/MH(C0/180)	0.56
NOMINAL POWER(W)	11	LOR(%)	37.8	S/MH(C90/270)	0.57
RATED VOLTAGE(V)	120	TOTAL FLUX(lm)	336.24	η UP,DN(C0-180)	0.0,19.1
NOMINAL FLUX(lm)	889.25	CIE CLASS	DIRECT	η UP,DN(C180-360)	0.0,18.7
LAMPS INSIDE	1	η up(%)	0.0	CIBSE SHR NOM	0.50
TEST VOLTAGE(V)	120	η down(%)	37.8	CIBSE SHR MAX	0.60



C Range: 0 - 360DEG
C Interval: 30.0DEG
Test Speed: HIGH
Temperature:25.3℃
Operators:zoe
Test Date:2024-1-5

γ Range: 0 - 180DEG
 γ Interval: 1.0DEG
Test System:EVERFINE GO-SPEX500_V1 SYSTEM V2.00.461
Humidity:65.0%
Test Distance:3.160m [K=1.0000]
Remarks: LAMP:BXRV-DR-1830G-100Z-A-23 Ra:90
LENS:PM-1103B 36R+DIFFUSER
DRIVER:PUP10A-1WMC-700 500mA
30minutes warm-up

ZONAL FLUX DIAGRAM

ZONAL FLUX DIAGRAM:

γ	C0	C45	C90	C135	C180	C225	C270	C315	γ	Φ zone	Φ total	%lum,lamp
10	668.6	674.3	661.8	630.9	643.7	647.8	653.9	649.6	0- 10	70.87	70.87	21.1,7.97
20	346.1	344.2	345.3	319.0	325.3	323.9	333.3	319.1	10- 20	134.2	205.1	61,23.1
30	107.5	107.5	106.9	104.0	100.6	100.6	103.1	103.8	20- 30	91.05	296.1	88.1,33.3
40	18.18	20.63	17.87	19.45	16.40	19.10	17.28	20.67	30- 40	32.57	328.7	97.8,37
50	2.000	2.178	1.288	1.922	1.784	2.252	1.808	2.455	40- 50	5.502	334.2	99.4,37.6
60	0.8746	0.7064	0.5470	0.6732	0.8737	0.8566	0.8199	0.8766	50- 60	1.074	335.3	99.7,37.7
70	0.5007	0.5551	0.7566	0.5456	0.5180	0.5149	0.5006	0.5047	60- 70	0.6362	335.9	99.9,37.8
80	0.0491	0.0436	0.0406	0.0450	0.0521	0.0600	0.0665	0.0590	70- 80	0.2924	336.2	100,37.8
90	0	0	0	0	0	0	0	0	80- 90	0.0254	336.2	100,37.8
100	0	0	0	0	0	0	0	0	90-100	0	336.2	100,37.8
110	0	0	0	0	0	0	0	0	100-110	0	336.2	100,37.8
120	0	0	0	0	0	0	0	0	110-120	0	336.2	100,37.8
130	0	0	0	0	0	0	0	0	120-130	0	336.2	100,37.8
140	0	0	0	0	0	0	0	0	130-140	0	336.2	100,37.8
150	0	0	0	0	0	0	0	0	140-150	0	336.2	100,37.8
160	0	0	0	0	0	0	0	0	150-160	0	336.2	100,37.8
170	0	0	0	0	0	0	0	0	160-170	0	336.2	100,37.8
180	0	0	0	0	0	0	0	0	170-180	0	336.2	100,37.8
DEG	LUMINOUS INTENSITY:cd									UNIT:lm		

C Range: 0 - 360DEG
C Interval: 30.0DEG
Test Speed: HIGH
Temperature:25.3℃
Operators:zoe
Test Date:2024-1-5

γ Range: 0 - 180DEG
 γ Interval: 1.0DEG
Test System:EVERFINE GO-SPEX500_V1 SYSTEM V2.00.461
Humidity:65.0%
Test Distance:3.160m [K=1.0000]
Remarks: LAMP:BXRV-DR-1830G-100Z-A-23 Ra:90
LENS:PM-1103B 36R+DIFFUSER
DRIVER:PUP10A-1WMC-700 500mA
30minutes warm-up

LUMINANCE LIMITATION CURVES

Test:U:120.19V I:0.0946A P:11.240W PF:0.9868 Freq:59.98Hz
Lamp Flux:889.25x1 lm

NAME: 2218.118-LEA-09B-DW

TYPE:

WEIGHT:

SPEC.: 3000K

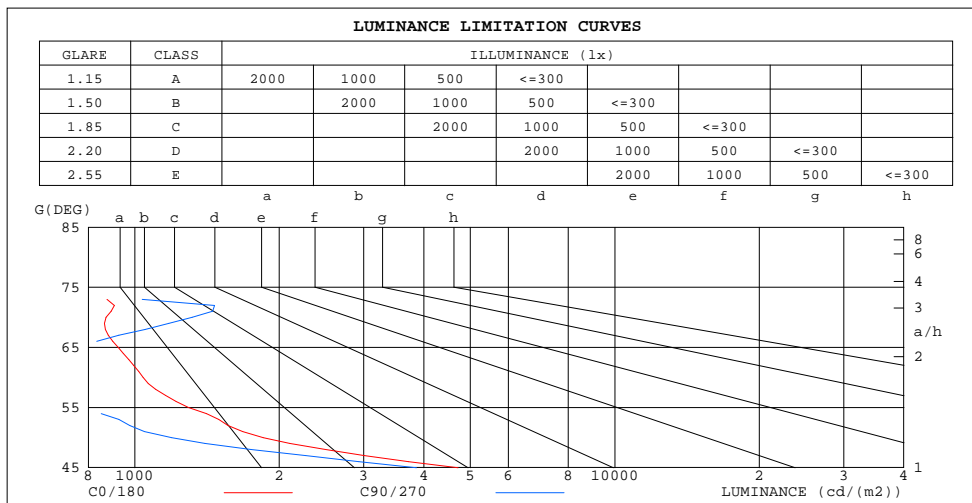
DIM.:

SERIAL No.: 2401050015

MFR.: RISE

SUR.: 0.001681m2

Shielding Angle:



LUMINANCE cd/(m2)		
G(180)	C0/180	C90/270
85	151	131
80	168	139
75	220	174
70	871	1316
65	923	760
60	1041	651
55	1295	764
50	1852	1193
45	4715	3864

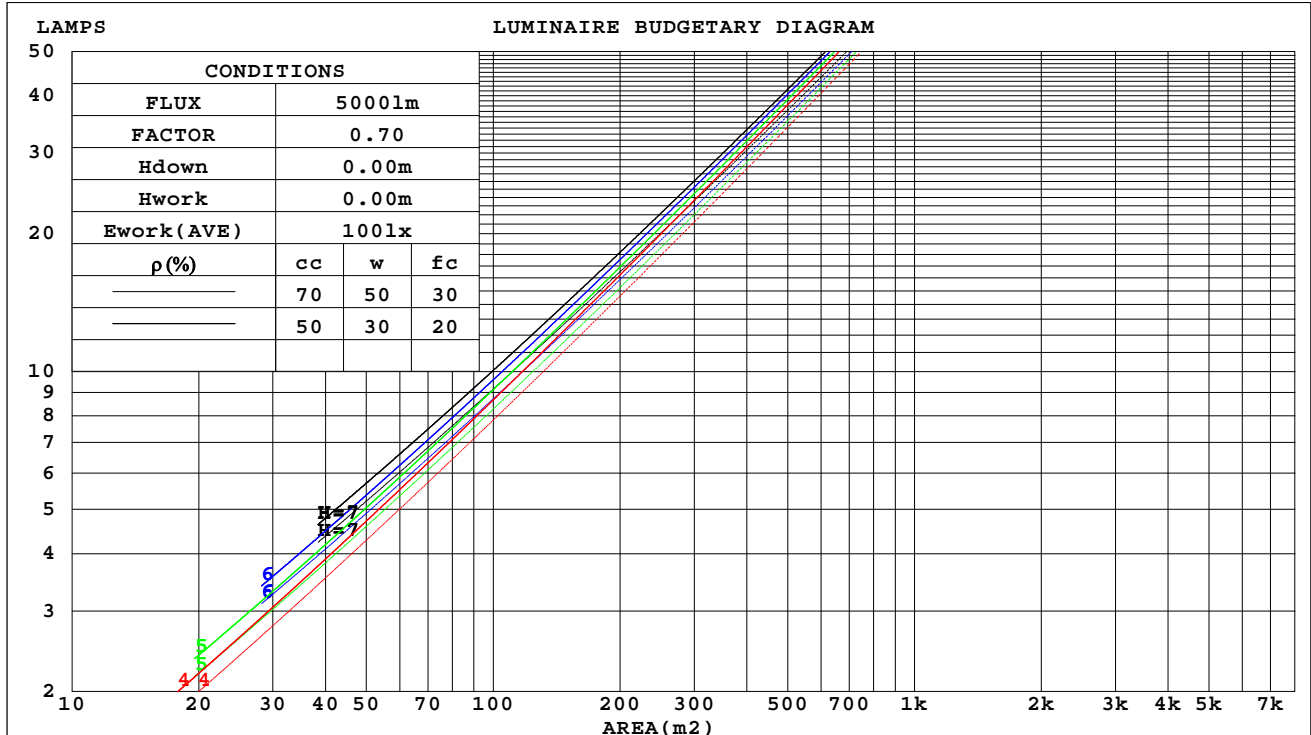
C Range: 0 - 360DEG
C Interval: 30.0DEG
Test Speed: HIGH
Temperature:25.3℃
Operators:zoe
Test Date:2024-1-5

γ Range: 0 - 180DEG
γ Interval: 1.0DEG
Test System:EVERFINE GO-SPEX500_V1 SYSTEM V2.00.461
Humidity:65.0%
Test Distance:3.160m [K=1.0000]
Remarks: LAMP:BXRV-DR-1830G-100Z-A-23 Ra:90
LENS:PM-1103B 36R+DIFFUSER
DRIVER:PUP10A-1WMC-700 500mA
30minutes warm-up

CU AND LUMINAIRE BUDGETARY ESTIMATE DIAGRAM

Test:U:120.19V I:0.0946A P:11.240W PF:0.9868 Freq:59.98Hz Lamp Flux:889.25x1 lm		
NAME: 2218.118-LEA-09B-DW	TYPE:	WEIGHT:
SPEC.: 3000K	DIM.:	SERIAL No.: 2401050015
MFR.: RISE	SUR.: 0.001681m2	Shielding Angle:

ρ_{cc}	80%			70%			50%			30%			10%			0
ρ_w	50%	30%	10%	50%	30%	10%	50%	30%	10%	50%	30%	10%	50%	30%	10%	0
ρ_{fc}	20%			20%			20%			20%			20%			0
RCR	RCR:Room Cavity Ratio			Coefficients of Utilization(CU)												
0.0	.45	.45	.45	.44	.44	.44	.42	.42	.42	.40	.40	.40	.39	.39	.39	.38
1.0	.42	.42	.41	.42	.41	.40	.40	.39	.39	.39	.38	.38	.37	.37	.37	.36
2.0	.40	.39	.38	.39	.38	.37	.38	.37	.36	.37	.36	.36	.36	.35	.35	.34
3.0	.38	.36	.35	.37	.36	.35	.36	.35	.34	.35	.34	.34	.35	.34	.33	.33
4.0	.36	.34	.33	.36	.34	.33	.35	.33	.32	.34	.33	.32	.33	.32	.32	.31
5.0	.34	.32	.31	.34	.32	.31	.33	.32	.31	.33	.31	.30	.32	.31	.30	.30
6.0	.33	.31	.29	.32	.31	.29	.32	.30	.29	.31	.30	.29	.31	.30	.29	.28
7.0	.31	.29	.28	.31	.29	.28	.31	.29	.28	.30	.29	.28	.30	.28	.28	.27
8.0	.30	.28	.27	.30	.28	.27	.29	.28	.27	.29	.28	.26	.29	.27	.26	.26
9.0	.29	.27	.26	.29	.27	.26	.28	.27	.25	.28	.26	.25	.28	.26	.25	.25
10.0	.28	.26	.25	.27	.26	.25	.27	.26	.24	.27	.25	.24	.27	.25	.24	.24



C Range: 0 - 360DEG
C Interval: 30.0DEG
Test Speed: HIGH
Temperature:25.3℃
Operators:zoe
Test Date:2024-1-5

γ Range: 0 - 180DEG
 γ Interval: 1.0DEG
Test System:EVERFINE GO-SPEX500_V1 SYSTEM V2.00.461
Humidity:65.0%
Test Distance:3.160m [K=1.0000]
Remarks: LAMP:BXRV-DR-1830G-100Z-A-23 Ra:90
LENS:PM-1103B 36R+DIFFUSER
DRIVER:PUP10A-1WMC-700 500mA
30minutes warm-up



WEC AND CCEC

Test:U:120.19V I:0.0946A P:11.240W PF:0.9868 Freq:59.98Hz Lamp Flux:889.25x1 lm		
NAME: 2218.118-LEA-09B-DW	TYPE:	WEIGHT:
SPEC.: 3000K	DIM.:	SERIAL No.: 2401050015
MFR.: RISE	SUR.: 0.001681m2	Shielding Angle:

ρ_{cc}	80%			70%			50%			30%			10%			0
ρ_w	50%	30%	10%	50%	30%	10%	50%	30%	10%	50%	30%	10%	50%	30%	10%	0
ρ_{fc}	20%			20%			20%			20%			20%			0
RCR	RCR:Room Cavity Ratio						Wall Exitance Coefficients(WEC)									
0.0																
1.0	.058	.033	.011	.056	.032	.010	.051	.029	.009	.047	.027	.009	.043	.025	.008	
2.0	.055	.030	.009	.053	.029	.009	.049	.027	.008	.045	.025	.008	.042	.024	.007	
3.0	.052	.028	.008	.050	.027	.008	.047	.025	.008	.044	.024	.007	.041	.023	.007	
4.0	.049	.026	.008	.048	.025	.007	.045	.024	.007	.042	.023	.007	.040	.022	.007	
5.0	.047	.024	.007	.045	.023	.007	.043	.022	.007	.041	.021	.006	.039	.021	.006	
6.0	.044	.022	.006	.043	.022	.006	.041	.021	.006	.039	.020	.006	.037	.020	.006	
7.0	.042	.021	.006	.041	.021	.006	.040	.020	.006	.038	.019	.006	.036	.019	.006	
8.0	.041	.020	.006	.040	.020	.006	.038	.019	.005	.037	.018	.005	.035	.018	.005	
9.0	.039	.019	.005	.038	.019	.005	.037	.018	.005	.035	.018	.005	.034	.017	.005	
10.0	.037	.018	.005	.037	.018	.005	.035	.017	.005	.034	.017	.005	.033	.017	.005	

ρ_{cc}	80%			70%			50%			30%			10%			0
ρ_w	50%	30%	10%	50%	30%	10%	50%	30%	10%	50%	30%	10%	50%	30%	10%	0
ρ_{fc}	20%			20%			20%			20%			20%			0
RCR	RCR:Room Cavity Ratio			Ceiling Cavity Exitance Coefficients(CCEC)												
0.0	.072	.072	.072	.062	.062	.062	.042	.042	.042	.024	.024	.024	.008	.008	.008	
1.0	.064	.060	.055	.055	.051	.048	.038	.035	.033	.022	.020	.019	.007	.007	.006	
2.0	.058	.050	.044	.049	.043	.038	.034	.030	.026	.020	.017	.015	.006	.006	.005	
3.0	.053	.043	.035	.045	.037	.031	.031	.026	.021	.018	.015	.013	.006	.005	.004	
4.0	.048	.037	.029	.041	.032	.025	.028	.022	.018	.016	.013	.010	.005	.004	.003	
5.0	.045	.033	.024	.038	.028	.021	.026	.020	.015	.015	.012	.009	.005	.004	.003	
6.0	.041	.029	.020	.036	.025	.017	.025	.018	.012	.014	.010	.007	.005	.003	.002	
7.0	.039	.026	.017	.033	.023	.015	.023	.016	.011	.013	.009	.006	.004	.003	.002	
8.0	.037	.024	.015	.031	.020	.013	.022	.014	.009	.013	.008	.005	.004	.003	.002	
9.0	.035	.022	.013	.030	.019	.011	.021	.013	.008	.012	.008	.005	.004	.003	.002	
10.0	.033	.020	.011	.028	.017	.010	.020	.012	.007	.011	.007	.004	.004	.002	.001	

C Range: 0 - 360DEG
C Interval: 30.0DEG
Test Speed: HIGH
Temperature:25.3℃
Operators:zoe
Test Date:2024-1-5

γ Range: 0 - 180DEG
 γ Interval: 1.0DEG
Test System:EVERFINE GO-SPEX500_V1 SYSTEM V2.00.461
Humidity:65.0%
Test Distance:3.160m [K=1.0000]
Remarks: LAMP:BXRV-DR-1830G-100Z-A-23 Ra:90
LENS:PM-1103B 36R+DIFFUSER
DRIVER:PUP10A-1WMC-700 500mA
30minutes warm-up

UGR(Unified Glare Rating) Table

Test:U:120.19V I:0.0946A P:11.240W PF:0.9868 Freq:59.98Hz Lamp Flux:889.25x1 lm										
NAME: 2218.118-LEA-09B-DW					TYPE:			WEIGHT:		
SPEC.: 3000K					DIM.:			SERIAL No.: 2401050015		
MFR.: RISE					SUR.: 0.001681m2			Shielding Angle:		
ceiling/cavity	0.7	0.7	0.5	0.5	0.3	0.7	0.7	0.5	0.5	0.3
walls	0.5	0.3	0.5	0.3	0.3	0.5	0.3	0.5	0.3	0.3
working plane	0.2	0.2	0.2	0.2	0.2	0.2	0.2	0.2	0.2	0.2
Room dimensions	Viewed crosswise					Viewed endwise				
x = 2H y = 2H	13.8	14.6	14.0	14.8	14.9	13.6	14.4	13.8	14.5	14.7
3H	13.7	14.4	13.9	14.6	14.8	13.5	14.2	13.7	14.4	14.6
4H	13.6	14.3	13.9	14.5	14.7	13.4	14.1	13.7	14.3	14.5
6H	13.5	14.2	13.8	14.4	14.7	13.3	14.0	13.6	14.2	14.4
8H	13.5	14.1	13.8	14.4	14.6	13.3	13.9	13.6	14.2	14.4
12H	13.4	14.0	13.8	14.3	14.6	13.2	13.8	13.5	14.1	14.4
4H 2H	13.6	14.3	13.9	14.5	14.7	13.4	14.0	13.6	14.3	14.5
3H	13.5	14.1	13.8	14.3	14.6	13.3	13.9	13.6	14.1	14.4
4H	13.4	13.9	13.7	14.2	14.5	13.2	13.7	13.5	14.0	14.3
6H	13.3	13.8	13.7	14.1	14.4	13.1	13.6	13.5	13.9	14.2
8H	13.2	13.7	13.6	14.0	14.4	13.0	13.5	13.4	13.8	14.2
12H	13.2	13.6	13.6	14.0	14.3	13.0	13.4	13.4	13.8	14.1
8H 4H	13.2	13.7	13.6	14.0	14.4	13.0	13.5	13.4	13.8	14.2
6H	13.1	13.5	13.6	13.9	14.3	12.9	13.3	13.4	13.7	14.1
8H	13.1	13.4	13.5	13.8	14.3	12.9	13.2	13.3	13.6	14.1
12H	13.0	13.3	13.5	13.7	14.2	12.8	13.1	13.3	13.5	14.0
12H 4H	13.2	13.6	13.6	14.0	14.4	13.0	13.4	13.4	13.8	14.2
6H	13.1	13.4	13.5	13.8	14.3	12.9	13.2	13.3	13.6	14.1
8H	13.0	13.3	13.5	13.7	14.2	12.8	13.1	13.3	13.5	14.0
Variations with the observer position at spacings(CIE Pub.117):										
S = 1.0H	+ 3.9 / -10.2					+ 3.9 / -10.2				
1.5H	+ 6.4 / - 9.0					+ 6.5 / - 8.2				
2.0H	+ 5.2 / - 3.3					+ 5.1 / - 4.6				

CIE Pub.117, 889.3 lm Total Lamp Luminous Flux Correct (8log(F/F0) = -0.4)
Area: 0.001681 m2

C Range: 0 - 360DEG
C Interval: 30.0DEG
Test Speed: HIGH
Temperature:25.3℃
Operators:zoe
Test Date:2024-1-5

γ Range: 0 - 180DEG
γ Interval: 1.0DEG
Test System:EVERFINE GO-SPEX500_V1 SYSTEM V2.00.461
Humidity:65.0%
Test Distance:3.160m [K=1.0000]
Remarks: LAMP:BXRV-DR-1830G-100Z-A-23 Ra:90
LENS:PM-1103B 36R+DIFFUSER
DRIVER:PUP10A-1WMC-700 500mA
30minutes warm-up

UTILIZATION FACTORS TABLE

Test:U:120.19V I:0.0946A P:11.240W PF:0.9868 Freq:59.98Hz Lamp Flux:889.25x1 lm		
NAME: 2218.118-LEA-09B-DW	TYPE:	WEIGHT:
SPEC.: 3000K	DIM.:	SERIAL No.: 2401050015
MFR.: RISE	SUR.: 0.001681m2	Shielding Angle:

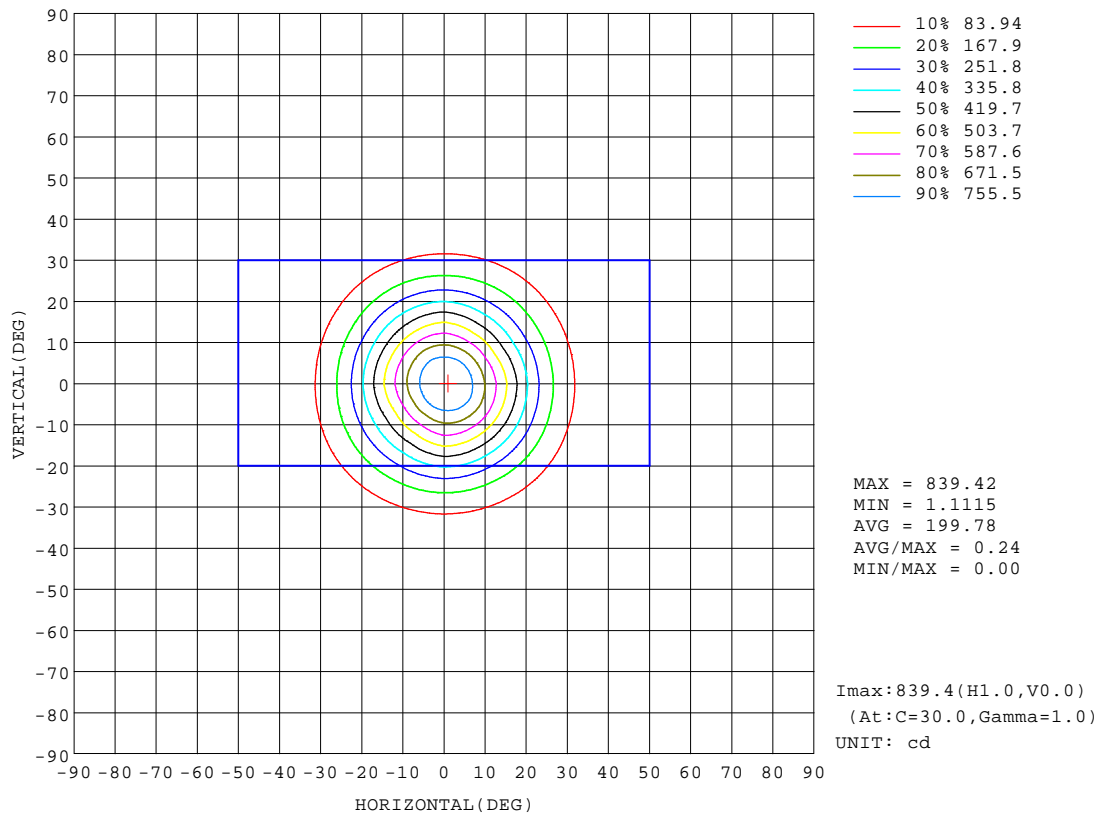
REFLECTANCE										
Ceiling	0.8	0.8	0.8	0.7	0.7	0.7	0.5	0.5	0.5	0
Walls	0.7	0.5	0.3	0.7	0.5	0.3	0.7	0.5	0.3	0
Working plane	0.2	0.2	0.2	0.2	0.2	0.2	0.2	0.2	0.2	0
ROOM INDEX	UTILIZATION FACTORS(PERCENT) $k(RI) \times RCR = 5$									
k = 0.60	34	32	31	34	32	31	34	32	30	29
0.80	37	35	33	37	35	33	36	34	33	32
1.00	38	36	35	38	36	35	37	36	35	33
1.25	40	38	37	39	38	36	39	37	36	35
1.50	41	39	38	40	39	38	39	38	37	36
2.00	41	40	39	41	40	39	40	39	38	36
2.50	42	41	40	41	40	39	40	39	39	36
3.00	43	41	40	42	41	40	41	40	39	37
4.00	43	42	42	42	42	41	41	40	40	37
5.00	44	43	42	43	42	42	41	41	41	38
ROOM INDEX	UF(total)									Direct
According to DIN EN 13032-2 2004			Suspended					SHRNOM = 1.25		

C Range: 0 - 360DEG
C Interval: 30.0DEG
Test Speed: HIGH
Temperature:25.3℃
Operators:zoe
Test Date:2024-1-5

γ Range: 0 - 180DEG
γ Interval: 1.0DEG
Test System:EVERFINE GO-SPEX500_V1 SYSTEM V2.00.461
Humidity:65.0%
Test Distance:3.160m [K=1.0000]
Remarks: LAMP:BXRV-DR-1830G-100Z-A-23 Ra:90
LENS:PM-1103B 36R+DIFFUSER
DRIVER:PUP10A-1WMC-700 500mA
30minutes warm-up

ISOCANDELA DIAGRAM

Test:U:120.19V I:0.0946A P:11.240W PF:0.9868 Freq:59.98Hz Lamp Flux:889.25x1 lm		
NAME: 2218.118-LEA-09B-DW	TYPE:	WEIGHT:
SPEC.: 3000K	DIM.:	SERIAL No.: 2401050015
MFR.: RISE	SUR.: 0.001681m2	Shielding Angle:



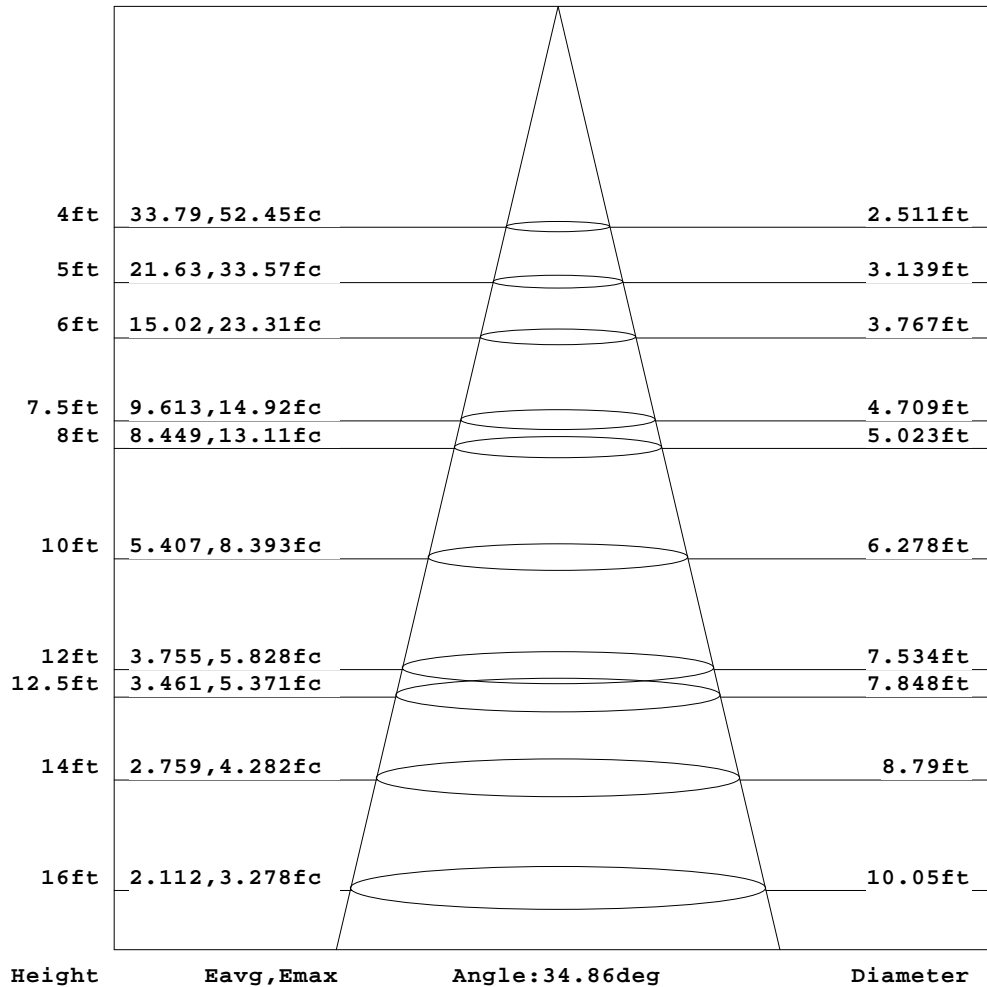
C Range: 0 - 360DEG
C Interval: 30.0DEG
Test Speed: HIGH
Temperature:25.3℃
Operators:zoe
Test Date:2024-1-5

γ Range: 0 - 180DEG
γ Interval: 1.0DEG
Test System:EVERFINE GO-SPEX500_V1 SYSTEM V2.00.461
Humidity:65.0%
Test Distance:3.160m [K=1.0000]
Remarks: LAMP:BXRV-DR-1830G-100Z-A-23 Ra:90
LENS:PM-1103B 36R+DIFFUSER
DRIVER:PUP10A-1WMC-700 500mA
30minutes warm-up

AAI Figure

Test:U:120.19V I:0.0946A P:11.240W PF:0.9868 Freq:59.98Hz Lamp Flux:889.25x1 lm		
NAME: 2218.118-LEA-09B-DW	TYPE:	WEIGHT:
SPEC.: 3000K	DIM.:	SERIAL No.: 2401050015
MFR.: RISE	SUR.: 0.001681m2	Shielding Angle:

Flux out:179.3 lm



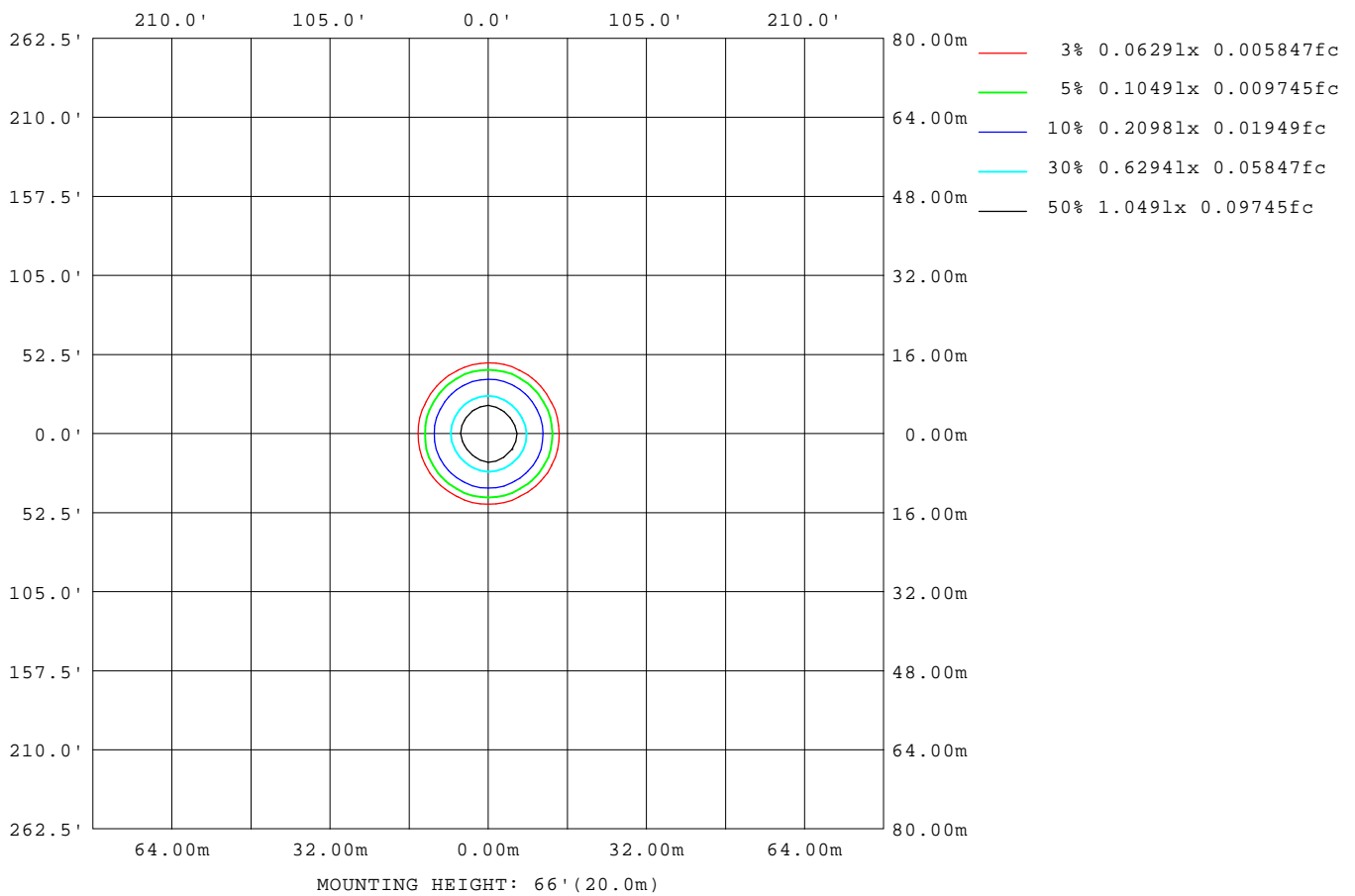
Note: The Curves indicate the illuminated area and the average illumination when the luminaire is at different distance.

C Range: 0 - 360DEG
C Interval: 30.0DEG
Test Speed: HIGH
Temperature: 25.3 °C
Operators: zoe
Test Date: 2024-1-5

γ Range: 0 - 180DEG
γ Interval: 1.0DEG
Test System: EVERFINE GO-SPEX500_V1 SYSTEM V2.00.461
Humidity: 65.0%
Test Distance: 3.160m [K=1.0000]
Remarks: LAMP: BXRV-DR-1830G-100Z-A-23 Ra: 90
LENS: PM-1103B 36R+DIFFUSER
DRIVER: PUP10A-1WMC-700 500mA
30minutes warm-up

ISOLUX DIAGRAM

Test:U:120.19V I:0.0946A P:11.240W PF:0.9868 Freq:59.98Hz Lamp Flux:889.25x1 lm		
NAME: 2218.118-LEA-09B-DW	TYPE:	WEIGHT:
SPEC.: 3000K	DIM.:	SERIAL No.: 2401050015
MFR.: RISE	SUR.: 0.001681m2	Shielding Angle:



C Range: 0 - 360DEG
C Interval: 30.0DEG
Test Speed: HIGH
Temperature:25.3℃
Operators:zoe
Test Date:2024-1-5

γ Range: 0 - 180DEG
γ Interval: 1.0DEG
Test System:EVERFINE GO-SPEX500_V1 SYSTEM V2.00.461
Humidity:65.0%
Test Distance:3.160m [K=1.0000]
Remarks: LAMP:BXRV-DR-1830G-100Z-A-23 Ra:90
LENS:PM-1103B 36R+DIFFUSER
DRIVER:PUP10A-1WMC-700 500mA
30minutes warm-up

LED Avg.L Report

Test:U:120.19V I:0.0946A P:11.240W PF:0.9868 Freq:59.98Hz Lamp Flux:889.25x1 lm		
NAME: 2218.118-LEA-09B-DW	TYPE:	WEIGHT:
SPEC.: 3000K	DIM.:	SERIAL No.: 2401050015
MFR.: RISE	SUR.: 0.001681m2	Shielding Angle:

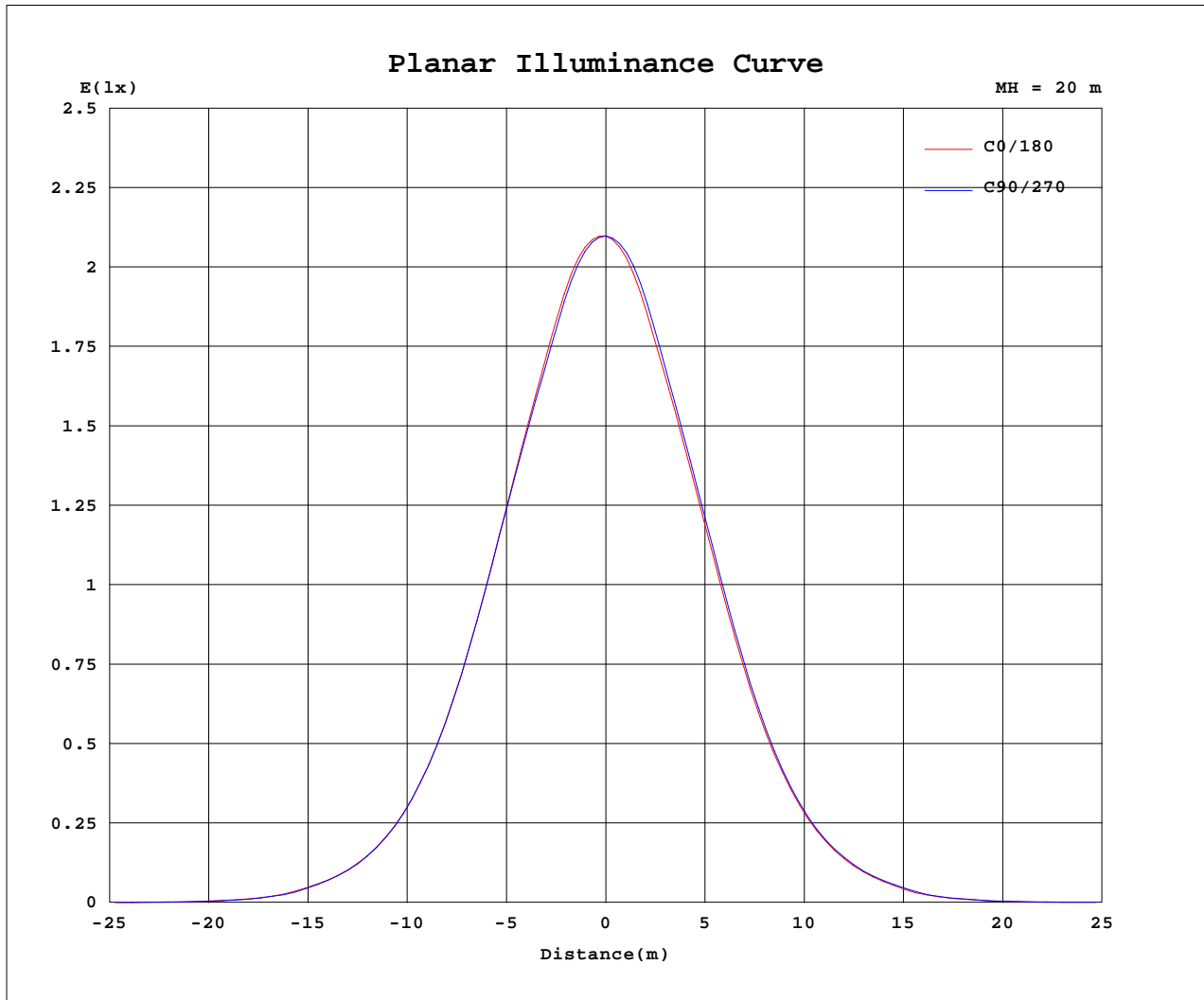
AvgL	cd/m2
L_0~180(65)av	927
L_0~180(75)av	227
L_0~180(85)av	150
L_90~270(65)av	852
L_90~270(75)av	241
L_90~270(85)av	164
L_45(65)av	899
L_45(75)av	803
L_45(85)av	141

Standard: GB/T 29293-2012

C Range: 0 - 360DEG
C Interval: 30.0DEG
Test Speed: HIGH
Temperature:25.3℃
Operators:zoe
Test Date:2024-1-5

γ Range: 0 - 180DEG
γ Interval: 1.0DEG
Test System:EVERFINE GO-SPEX500_V1 SYSTEM V2.00.461
Humidity:65.0%
Test Distance:3.160m [K=1.0000]
Remarks: LAMP:BXRV-DR-1830G-100Z-A-23 Ra:90
LENS:PM-1103B 36R+DIFFUSER
DRIVER:PUP10A-1WMC-700 500mA
30minutes warm-up

Planar Illuminance Curve



C Range: 0 - 360DEG
C Interval: 30.0DEG
Test Speed: HIGH
Temperature: 25.3 °C
Operators: zoe
Test Date: 2024-1-5

γ Range: 0 - 180DEG
 γ Interval: 1.0DEG
Test System: EVERFINE GO-SPEX500_V1 SYSTEM V2.00.461
Humidity: 65.0%
Test Distance: 3.160m [K=1.0000]
Remarks: LAMP: BXRV-DR-1830G-100Z-A-23 Ra: 90
LENS: PM-1103B 36R+DIFFUSER
DRIVER: PUP10A-1WMC-700 500mA
30minutes warm-up



LUMINOUS DISTRIBUTION INTENSITY DATA

Test:U:120.19V I:0.0946A P:11.240W PF:0.9868 Freq:59.98Hz Lamp Flux:889.25x1 lm		
NAME: 2218.118-LEA-09B-DW	TYPE:	WEIGHT:
SPEC.: 3000K	DIM.:	SERIAL No.: 2401050015
MFR.: RISE	SUR.: 0.001681m2	Shielding Angle:

Table--1

UNIT: cd

C(DEG) γ (DEG)	0	30	60	90	120	150	180	210	240	270	300	330						
0	839	839	839	839	839	839	839	839	839	839	839	839						
5	800	805	800	791	783	778	777	781	789	789	793	797						
10	669	678	670	662	634	627	644	645	651	654	647	652						
15	513	513	508	512	471	463	489	481	486	500	476	477						
20	346	346	342	345	321	317	325	321	327	333	319	320						
25	203	208	202	204	194	194	191	189	194	195	193	193						
30	108	109	106	107	104	104	101	99.2	102	103	104	103						
35	51.7	51.7	49.6	51.1	48.4	49.4	48.1	46.7	48.3	50.0	50.1	49.4						
40	18.2	21.4	19.9	17.9	18.9	20.0	16.4	18.2	20.0	17.3	20.9	20.5						
45	5.60	6.59	5.99	4.59	5.53	5.84	4.51	5.71	5.98	5.24	6.36	6.30						
50	2.00	2.34	2.01	1.29	1.79	2.05	1.78	2.20	2.30	1.81	2.41	2.50						
55	1.25	1.16	0.92	0.74	0.85	1.08	1.16	1.22	1.24	1.11	1.25	1.32						
60	0.87	0.79	0.63	0.55	0.59	0.75	0.87	0.86	0.85	0.82	0.85	0.90						
65	0.66	0.63	0.56	0.54	0.54	0.61	0.66	0.69	0.68	0.67	0.69	0.69						
70	0.50	0.53	0.58	0.76	0.58	0.51	0.52	0.51	0.52	0.50	0.51	0.50						
75	0.10	0.31	0.34	0.08	0.34	0.34	0.10	0.33	0.31	0.13	0.31	0.31						
80	0.05	0.05	0.04	0.04	0.04	0.05	0.05	0.06	0.06	0.07	0.06	0.06						
85	0.02	0.02	0.02	0.02	0.02	0.02	0.02	0.02	0.03	0.03	0.03	0.02						
90	0.00	0.00	0.00	0.00	0.00	0.00	0.00	0.00	0.00	0.00	0.00	0.00						
95	0.00	0.00	0.00	0.00	0.00	0.00	0.00	0.00	0.00	0.00	0.00	0.00						
100	0.00	0.00	0.00	0.00	0.00	0.00	0.00	0.00	0.00	0.00	0.00	0.00						
105	0.00	0.00	0.00	0.00	0.00	0.00	0.00	0.00	0.00	0.00	0.00	0.00						
110	0.00	0.00	0.00	0.00	0.00	0.00	0.00	0.00	0.00	0.00	0.00	0.00						
115	0.00	0.00	0.00	0.00	0.00	0.00	0.00	0.00	0.00	0.00	0.00	0.00						
120	0.00	0.00	0.00	0.00	0.00	0.00	0.00	0.00	0.00	0.00	0.00	0.00						
125	0.00	0.00	0.00	0.00	0.00	0.00	0.00	0.00	0.00	0.00	0.00	0.00						
130	0.00	0.00	0.00	0.00	0.00	0.00	0.00	0.00	0.00	0.00	0.00	0.00						
135	0.00	0.00	0.00	0.00	0.00	0.00	0.00	0.00	0.00	0.00	0.00	0.00						
140	0.00	0.00	0.00	0.00	0.00	0.00	0.00	0.00	0.00	0.00	0.00	0.00						
145	0.00	0.00	0.00	0.00	0.00	0.00	0.00	0.00	0.00	0.00	0.00	0.00						
150	0.00	0.00	0.00	0.00	0.00	0.00	0.00	0.00	0.00	0.00	0.00	0.00						
155	0.00	0.00	0.00	0.00	0.00	0.00	0.00	0.00	0.00	0.00	0.00	0.00						
160	0.00	0.00	0.00	0.00	0.00	0.00	0.00	0.00	0.00	0.00	0.00	0.00						
165	0.00	0.00	0.00	0.00	0.00	0.00	0.00	0.00	0.00	0.00	0.00	0.00						
170	0.00	0.00	0.00	0.00	0.00	0.00	0.00	0.00	0.00	0.00	0.00	0.00						
175	0.00	0.00	0.00	0.00	0.00	0.00	0.00	0.00	0.00	0.00	0.00	0.00						
180	0.00	0.00	0.00	0.00	0.00	0.00	0.00	0.00	0.00	0.00	0.00	0.00						

C Range: 0 - 360DEG
C Interval: 30.0DEG
Test Speed: HIGH
Temperature:25.3℃
Operators:zoe
Test Date:2024-1-5

γ Range: 0 - 180DEG
γ Interval: 1.0DEG
Test System:EVERFINE GO-SPEX500_V1 SYSTEM V2.00.461
Humidity:65.0%
Test Distance:3.160m [K=1.0000]
Remarks: LAMP:BXR-V-DR-1830G-100Z-A-23 Ra:90
LENS:PM-1103B 36R+DIFFUSER
DRIVER:PUP10A-1WMC-700 500mA
30minutes warm-up